



Ohio North Youth Soccer Association Event Roster Guide

Index

<i>Solution Overview</i>	1
<i>Creating an Event Roster:</i>	2
<i>Team Maintenance Buttons</i>	3
<i>Adding Staff</i>	4
<i>Adding Players</i>	4
<i>Changes To Team Related Fields</i>	5
<i>Printing Rosters</i>	5
<i>Team Find Page</i>	5
<i>Person Maintenance Page</i>	5
<i>Email, Contact Lists, Reports</i>	6

Solution Overview

LeagueOne will be enhanced to support a new type of team called an “Event Team”.

- **Standard Team** → What we have today in LeagueOne. Purpose is to provide the base set of players and coaches on the team. System tracks transfers, drops, etc.
- **Event Team** → New. A set of players and coaches for an event (or longer). System allows players and coaches to be included from many teams in the club. Primary purpose is for printing rosters for events.

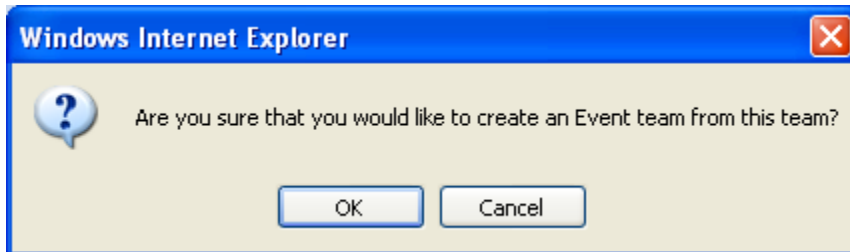
Creating an Event Roster:

- 1) Once your teams have been created, simply navigate to the Team Maintenance page for the specific team that you will be creating an event roster for.
- 2) Press the **EVENT** button in the lower left on Team Maintenance page. (**See screenshot below**)
 - a. This will create an “Event” team and copy all of the players and staff onto it (in Pending status).

The screenshot shows the 'TEAM MAINTENANCE' page in a web browser. At the top, there are navigation tabs for 'Players', 'Teams', 'Staff', 'Club', and 'Admin'. Below the tabs are search filters for Id#, Name, Type, Org Id, Season, Division, and Age Group. The main content area displays team details for 'Team ID: 111111', including its name, division, age group, and status. Below this are two tables: 'Staff' and 'Players'. The 'Staff' table lists two individuals: a Coach and an Asst Coach. The 'Players' table lists three players with their details. At the bottom of the page, there is a navigation bar with various buttons, including 'Event', 'Approve', 'Drop', 'UnDrop', 'Transfer', 'Print Roster', and 'Print Pass'. A red arrow points to the 'Event' button.

- 3) Click on the Team Name in blue text to give a new name to this Event Team
 - a. Examples: “Rapids: Kohl’s Cup”; or “Rapids 7/14/09”
- 4) Remove players and team staff that will not be included for this event roster by clicking the “unassign” button.
- 5) Add players from other teams in your club if necessary by clicking “Add Players”
- 6) Add additional team staff if necessary by clicking “Add Staff”
- 7) To activate the team, click “Approve”.
- 8) Print your roster for the custom team by clicking “Print Roster”

Once you click the "Event" button, there will be a pop up message verifying your decision to create an event team. Click "OK". See screenshot below



This will then create an "Event" team as mentioned in step #3 above and will automatically copy all players and staff to the team. Once all players and staff are finalized, click "Approve" to activate the team. **Note:** Any team approval rules will be applied here.

Team Maintenance Buttons

An Event Team will not display all of the same action buttons as a Standard team. For example, an Event team will only display the following (**See screenshot below**):

- Delete Team
- *Approve
- *OVR
- Drop
- UnDrop
- Print Roster
- Add Note
- Add Staff
- Add Player

The following buttons were omitted from the list and will not be displayed on Event Teams:

- Transfer
- Print Pass
- Analyze

*All buttons displayed above serve the same function as they do on a standard team EXCEPT the Approve and OVR buttons since the rules are less stringent with event rosters.

Adding Staff

The existing Add Staff functionality can be used to locate staff to add to this team. The team maintenance page is the only place to add players and staff for event teams. Team approval rules will be used to enforce any limitations.

Adding Players

Event teams will display a new Add Players dialog that is not used by Standard teams. This new dialog will make it easy to search for existing players within the same organization regardless of division or age group. **(See screenshot below)**

Changes To Team Related Fields

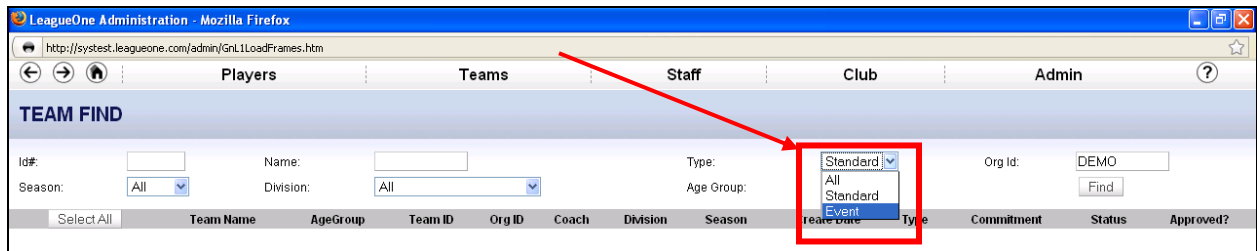
For Event Teams, the Team name and Team ID can be changed at any time. The Division, Age Group, and Season however cannot be changed (they will remain the same as the Standard team that was used to create the Event team).

Printing Rosters

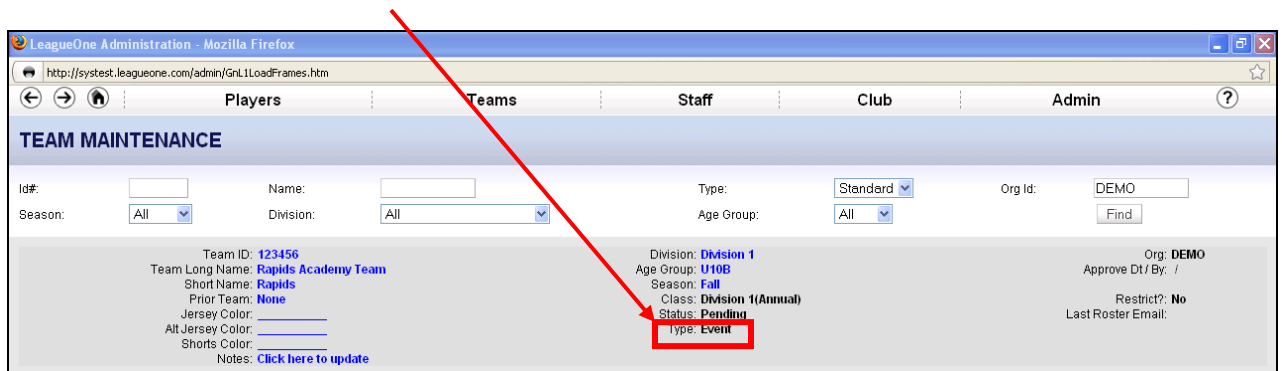
When printing rosters for Standard Teams, only rosters that are eligible for Standard teams will be displayed. When printing rosters for Event teams, only rosters that are eligible for Event teams will be displayed.

Team Find Page

Once an Event Team has been created, you can search for this team by filtering based on the Team Type. This is a new filter option will allow you to search for both Standard and Event Teams moving forward.



Team Type will now be displayed on the Team Maintenance page as well. (See screenshot below)



Person Maintenance Page

If a player or volunteer is rostered or assigned to an Event Team, their historical records for that particular Event Team will only be displayed during the year in which the team was created.


- For example, if Joe Smith was assigned as a coach to Event Team A during the 2009/2010 season, his coaching record for that team will only be visible when logged into that particular season.

- If you were to change context into the 2010/2011 season, this coaching record would not be visible.

The purpose of this is to avoid clutter on the Person Maintenance page since Event Teams can be created multiple times throughout the year. In contrast, whenever a player or volunteer is rostered or assigned to a Standard Team, their historical information is always visible on the Person Maintenance page, regardless of the season.

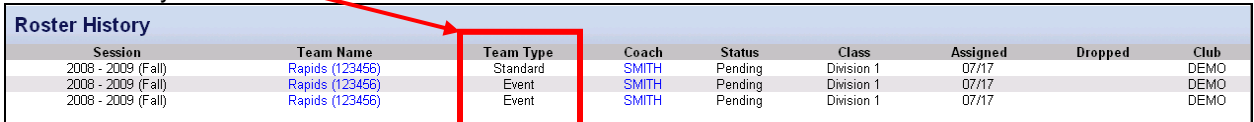
The Team Type will also be displayed on the person maintenance page for both Job History and Roster History. (**See screenshots below**)

Job History



Session	Job	Status	Assigned	Age Grp	Team	Team Type	Org Name
2008 - 2009 (Fall)	Coach	Pending	7/17/2009 12:41:00 PM	U10B	Rapids (123456)	Standard	DEMO
2008 - 2009 (Fall)	Coach	Pending	7/17/2009 12:42:00 PM	U10B	Rapids (123456)	Event	DEMO
2008 - 2009 (Fall)	Coach	Pending	7/17/2009 12:49:00 PM	U10B	Rapids (123456)	Event	DEMO

Roster History



Session	Team Name	Team Type	Coach	Status	Class	Assigned	Dropped	Club
2008 - 2009 (Fall)	Rapids (123456)	Standard	SMITH	Pending	Division 1	07/17		DEMO
2008 - 2009 (Fall)	Rapids (123456)	Event	SMITH	Pending	Division 1	07/17		DEMO
2008 - 2009 (Fall)	Rapids (123456)	Event	SMITH	Pending	Division 1	07/17		DEMO

Email, Contact Lists, Reports

The Email tool, Contact List tool, and Reports Center will ignore Event Teams including their Staff and Players. Therefore Event Teams will not be available when utilizing any of these tools.